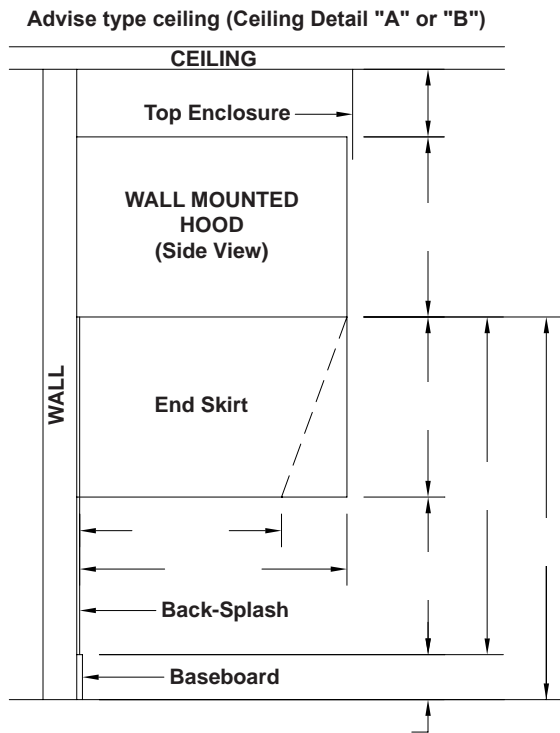
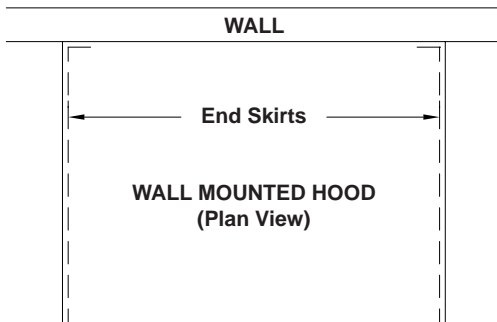


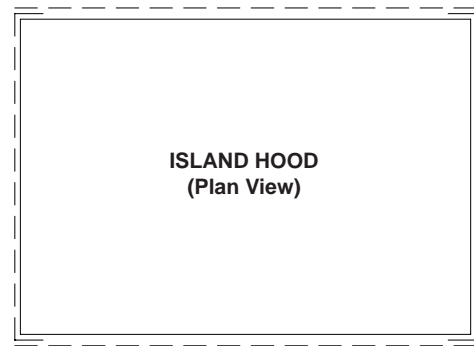
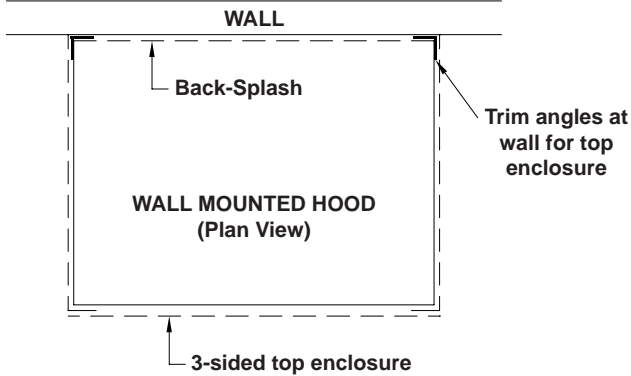
TOP ENCLOSURE, END SKIRTS AND BACK-SPLASH DETAILS



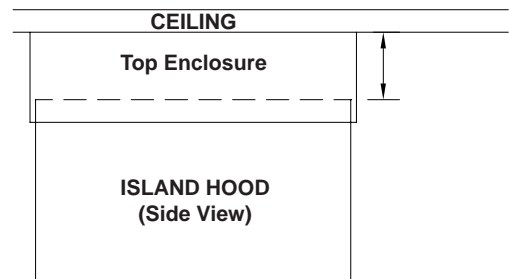
Back-splash, with all edges hemmed, is full width of hood from bottom edge of hood to baseboard (or floor). End skirts have front and bottom edges hemmed.



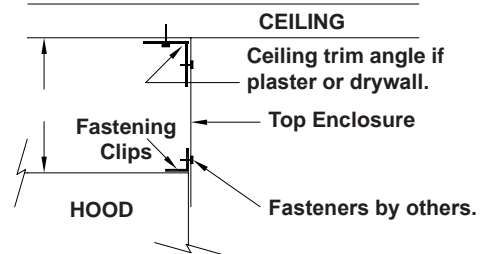
Top enclosures, back-splashes and end skirts mount with exposed sheet metal screws or rivets 18" on center, fasteners by others.



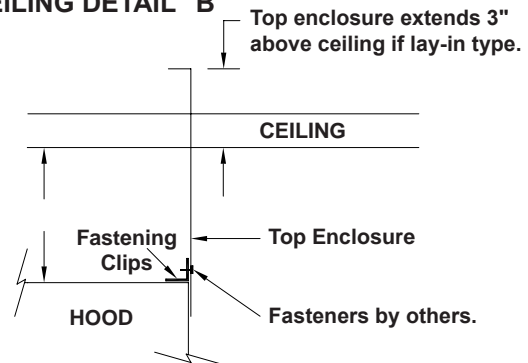
ISLAND HOOD (Plan View)
4-sided top enclosure
Advise type Ceiling (Detail "A" or "B")




CEILING DETAIL "A"



CEILING DETAIL "B"



To maintain KEES' policy of continuous product development, we reserve the right to change prices, specifications, ratings and dimensions without notice or obligation.

Project		Location		 KEES INCORPORATED 400 S. Industrial Dr. Elkhart Lake, WI 53020 Phone: (920) 876-3391 Fax: (920) 876-3065 Website: www.kees.com
Engineer		Dwg. No.	SD-SBS	
Architect		Date	03/09	
Contractor				