




FLANGED MOUNT DUCT ACCESS DOOR

Model F

KEES flanged duct access doors are insulated and feature a double-wall and integral gasketed frame. The flange allows easy external fastening of the door to the ductwork and convenient access to internal ductwork components. Hinged or removable door versions are available along with multiple lock options or optional view ports. Standard doors are suitable for low- to medium-pressure duct systems up to 4.5" w.g. while high-pressure versions are rated up to 10" w.g.



**STANDARD FLANGED DUCT ACCESS DOOR WITH CAM LATCHES
(INSET PHOTO HINGED HIGH PRESSURE DOOR)**

STANDARD SIZES

WIDTH X HEIGHT
6 X 6
8 X 8
10 X 10
12 X 12
14 X 14
16 X 16
18 X 18
20 X 20
24 X 24

Other sizes available upon request.



HIGH PRESSURE DOOR

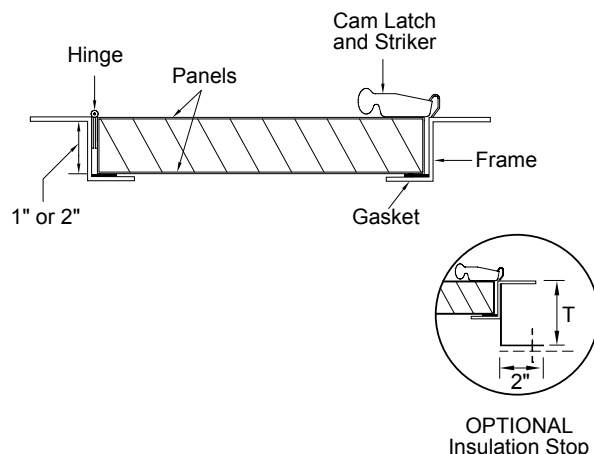
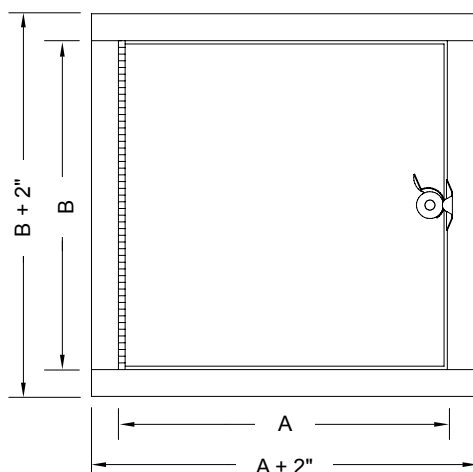


WITH INSULATION STOP



FLANGED MOUNT DUCT ACCESS DOOR

Model F



QTY	SIZE A X B	DUCT OPENING	NUMBER OF LATCHES			
			FC	FC-HP	FH	FH-HP
	6 X 6	6.125 X 6.125	2	4	1	3
	8 X 8	8.125 X 8.125	2	4	1	3
	10 X 10	10.125 X 10.125	2	4	1	3
	12 X 12	12.125 X 12.125	2	4	1	3
	12 X 18	12.125 X 18.125	2	4	1	3
	14 X 14	14.125 X 14.125	4	8	2	6
	16 X 16	16.125 X 16.125	4	8	2	6
	18 X 18	18.125 X 18.125	4	8	2	6
	20 X 20	20.125 X 20.125	4	8	2	6
	24 X 24	24.125 X 24.125	4	8	2	6

SPECIFICATIONS

22-gauge door frame
24-gauge door panel
Fiberglass insulation
Foam gasket
Cam latch and striker
Piano hinge
Mill finish

Note: Hinge mounted on "B" side

OPTIONS

MATERIAL

- ☐ Galvanized Steel (Std.)
- ☐ Aluminum
- ☐ 304 SS
- ☐ 316 SS

HINGE AND LATCHES

- ☐ Cam Latches Only (-C)
- ☐ Hinge & Latches (-H)

INSULATION

- ☐ 1" Thick (Std.)
- ☐ 2" Thick
- ☐ Insulation Stop ("T" =)

PRESSURE RATING

- ☐ 4.5" w.g. (Std.)
- ☐ 10" w.g. (-HP)

VIEW PORT

- ☐ Plexiglass
- ☐ Lexan
- ☐ Laminated Safety Glass

OTHER

- ☐ Retainer Chain (FC only)
- ☐ Cylinder Cam Lock (FH only)
- ☐ Hasp (FH only)
- ☐ Padlock Eyes (FH only)

To maintain our policy of continuous product development, we reserve the right to change prices, specifications, ratings, and dimensions without notice or obligation.

Project/Location		KEES INCORPORATED 400 South Industrial Drive Elkhart Lake, WI 53020 Ph: 920.876.3391 F: 920.876.3065 www.kees.com	
Engineer/Architect			
Contractor			
Representative			
		Date	